



Employment Survey

Employment Survey Overall Results 2005/06

Number of Resones	Response Rate	Students Registered	Offers Extended	Offers Accepted	Acceptance Rate
96	54%	1599	240	169	11%

Salary Range	Average Salary
\$20,000 - \$65,000	\$41,373

Hires by Industry Type 2005/06

Employer Type	Responses	Offers Extended	Offers Accepted	Average Salary
Accounting	4	24	23	\$45,666
Banking	7	26	22	\$44,125
Consulting	2	14	8	\$45,666
Engineering	3	9	6	\$40,000
Financial Services	4	7	4	\$36,500
Insurance	9	22	15	\$34,563
Retail	11	50	34	\$40,000
Sales/Marketing	3	6	6	\$44,833

Acceptance Rates by Year

Year	Students Registered	Offers Extended	Offers Accepted	Acceptance Rate
2005/2006	1599	240	169	11%
2004/2005	1608	301	269	17%
2003/2004	1537	181	157	10%
2002/2003	1209	200	169	14%
2001/2002	1697	277	238	14%
2000/2001	1830	335	300	16%
1999/2000	1246	441	262	21%
1998/1999	1059	389	248	23%
1997/1998	1034	386	202	19%
1996/1997	1189	575	329	27%
1995/1996	1197	371	234	20%
1994/1995	985	413	255	26%
1993/1994	1191	279	189	16%
1992/1993	1242	346	217	17%
1991/1992	1149	303	212	18%
1990/1991	1024	416	242	24%

Hires by Major 2005/06***

Major	Students Registered	Offers Accepted	Acceptance Rate	Salary Range	Average Salary
Accounting Bachelor	81	2	2%	*	*
Accounting Master	22	12	54%	\$45,000-\$48,000	\$45,500
Civil Engineering	14	1	7%	\$40,000	\$40,000
Computer Science Bachelor	18	1	5%	\$53,000	\$53,000
Computer Science					

Employment Survey - FSU Career Center

Master	17	1	14%	\$57,000	\$57,000
Economics	50	3	6%	\$27,000- \$42,000	\$32,333
Electrical Engineering Bachelor	27	2	7%	*	*
Electrical Engineering Master	2	1	50%	*	*
Finance	206	17	8%	\$20,000- \$42,000	\$36,630
French	4	1	25%	\$48,000	\$48,000
Hospitality**	12	1	8%	\$34,000	\$34,000
Industrial Engineering	15	1	7%	\$51,000	\$51,000
Information Technology Bachelor	8	4	50%	\$40,000- \$58,000	\$51,750
Information Technology Master	3	1	33%	\$39,000	\$39,000
International Affairs	32	2	6%	\$36,000- \$65,000	\$50,500
Management	65	5	8%	\$35,040- \$47,000	\$39,208
Management Info Systems Bachelor	27	6	22%	\$44,000- \$58,000	\$48,333
Management Info Systems Master	4	1	25%	*	*
MBA**	46	7	15%	\$39,000- \$42,000	\$41,000
Marketing	125	8	6%	\$35,000- \$44,000	\$40,823
Mechanical Engineering	31	1	3%	*	*
Merchandising	88	7	8%	*	*
Multi- NationalBusiness Operations	33	4	12%	\$35,040- \$65,000	\$45,866
Real Estate**	38	1	3%	\$37,440	\$37,440
Risk Management Insurance**	14	4	28%	\$32,508- \$36,000	\$33,672
Sociology	5	1	20%	\$40,000	\$40,000
Statistics Master	1	1	100%	\$38,000	\$38,000
Studio Art	1	1	100%	\$37,560	\$37,560

*Information not available or not applicable.





**Additional employment data for graduates in the College of Business's Dedman School of Hospitality, the MBA program, and the Risk Management/Insurance and Real Estate department may be available by contacting those academic programs' administrative offices.

***All data is bachelor level unless otherwise noted.

U.S. Data from the National Association of Colleges and Employers (NACE) for Selected Majors

2006 Data

Selected Data from NACE's Winter 2007 Salary Survey	Selected Data from NACE's Summer 2006 Salary Survey	Selected Data from NACE's Winter 2006 Salary Survey	Selected Data from NACE's Fall 2005 Salary Survey

 Starting Salary Offers – National Averages		 Starting Salary Offers – National Averages		 Starting Salary Offers – National Averages		 Starting Salary Offers – National Averages	
Discipline	Current Average	Discipline	Current Average	Discipline	Current Average	Discipline	Current Average
Accounting	\$46,508	Accounting	\$45,656	Accounting	\$45,723	Accounting	\$42,940
Business Administration/Management	\$43,523	Business Administration/Mgmt.	\$42,048	Business Administration/Management	\$39,850	Business Administration/Mgmt.	\$39,480
Economics (Business/managerial)	\$51,631	Economics/Finance	\$45,112	Economics/Finance	\$45,191	Economics/Finance	\$41,994
Finance	\$47,905	Marketing/Marketing Mgmt.	\$37,851	Marketing/Marketing Mgmt.	\$36,260	Mgmt. Information Systems/ Business Data Processing	\$43,653
Computer Science	\$51,070	Computer Science	\$51,305	Computer Science	\$50,046	Marketing/Marketing Mgmt.	\$36,409
Chemical Engineering	\$60,054	Information Sciences & Systems	\$48,593	Chemical Engineering	\$55,900	Computer Science	\$50,664
Civil Engineering	\$47,145	Chemical Engineering	\$56,335	Civil Engineering	\$44,999	Information Science & Systems	\$43,902
Electrical/Electronics Engineering	\$54,599	Civil Engineering	\$46,023	Electrical/Electronics Engineering	\$52,899	Chemical Engineering	\$53,639
Mechanical Engineering	\$54,587	Computer Engineering	\$53,651	Mechanical Engineering	\$50,672	Civil Engineering	\$43,774
Marketing	\$41,323	Electrical Engineering	\$53,552			Computer Engineering	\$52,242
		Mechanical Engineering	\$51,732			Electrical/Electronics Engineering	\$51,773
		History	\$32,697			Mechanical Engineering	\$50,175
		English	\$30,906			History	\$31,739
		Sociology	\$30,944			Liberal Arts & Sciences/ General Studies	\$32,725
		Psychology	\$30,218			Psychology	\$30,073
						Sociology	\$31,368

Note about the NACE Data Charts: Some majors are not represented on the Winter 2006 edition because there was not enough data to compute averages. NACE publishes their **Salary Survey several times a year. For complete **Salary Survey** reports for an entire academic year, please visit the FSU Career Library in UCA 4100, or contact a college/university career center near you to see if they have a subscription to **Salary Survey**.*

Previous Data

- [Florida State University Career Center Employment Survey 2005-2006](#)
- [Florida State University Career Center Employment Survey 2003-2004](#)
- [Florida State University Career Center Employment Survey 2002-2003](#)
- [Florida State University Career Center Employment Survey 2001-2002](#)
- [Florida State University Career Center Employment Survey 2000-2001](#)
- [Florida State University Career Center Employment Survey 1999-2000](#)

Additional Salary Resources

- [National US Salary Information from NACE's JobWeb \(National Association of Colleges and Employers\)](#)
- The [Career Library](#) in UCA 4100 has additional salary information, including the complete printed NACE national Salary Survey with entry-level salaries indexed by occupation, major and industry.
- [FSU Career Experience Opportunities Office \(CEO\) Co-op/Internship Salary Data](#)



The Career Center
[Suite A4100, University Center](#)
FSU, Tallahassee, FL 32306-2490
Phone: (850) 644-6431 - [Contact Us](#)

[help](#) | [about us](#) | [sitemap](#) | [index](#)
Copyright 2006, Florida State University
Page Modified Aug. 25, 2006
[Privacy Policy](#) and [Accessibility Statement](#)
[Bobby Approved \(v.3.2\)](#)