



Florida State University

2017 - 2018

Graduating Seniors

The Career Center, in conjunction with the Division of Student Affairs and Institutional Research, has administered a survey to graduating seniors for over a decade, asking students about their post-college plans and their overall FSU experience. Beginning in fall 2012 in collaboration with Academic Affairs, the survey was added as a graduation requirement.

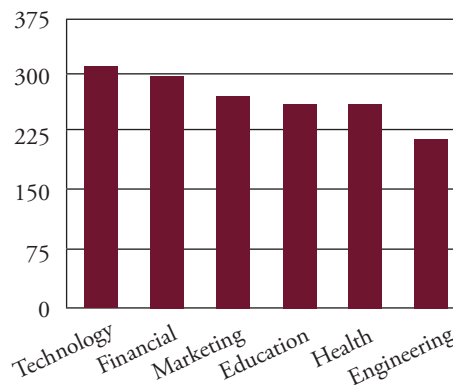
Over 92% of graduating seniors from summer 2017, fall 2017, and spring 2018 completed the survey. Also included in these findings are the results of a six-month follow-up survey.

Employment

Data indicate that more than two-thirds of FSU graduates seeking employment have at least one job offer by graduation and are offered employment in a wide variety of industries.

	Graduates Seeking Employment	Job Seekers with One or More Job Offers
Summer 2017	67%	72%
Fall 2017	70%	72%
Spring 2018	64%	74%
TOTAL	66%	73%

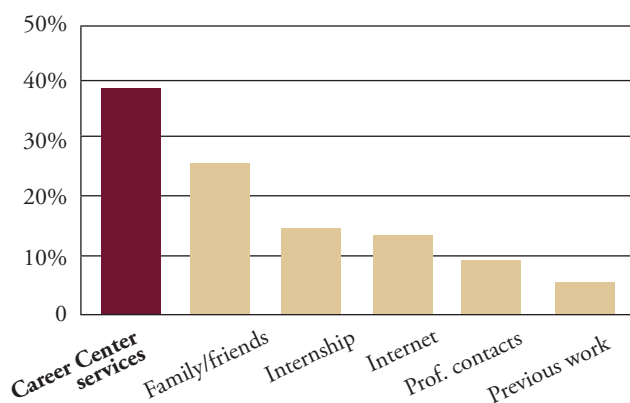
Top Employment Industries



Finding Employment

Graduates relied on a number of resources to find their jobs. Data indicate that over one-third of graduates used one or more resources from The Career Center in securing their position.

How Seniors Found Employment Opportunities



*"FSU Career Center services" includes one or more of the following services: ProfessioNole Mentors, on-campus interviewing, Career Center-listed internships, career fairs, and job listings.



Mission

The Career Center provides comprehensive career services, trains career service practitioners, conducts life/career development research, and disseminates information about life/career services and issues to the University community, the nation, and the world.



Professional Experience

65.8% of graduates completed an internship

Giving Back

69.7% of graduates participated in community service

Campus Involvement

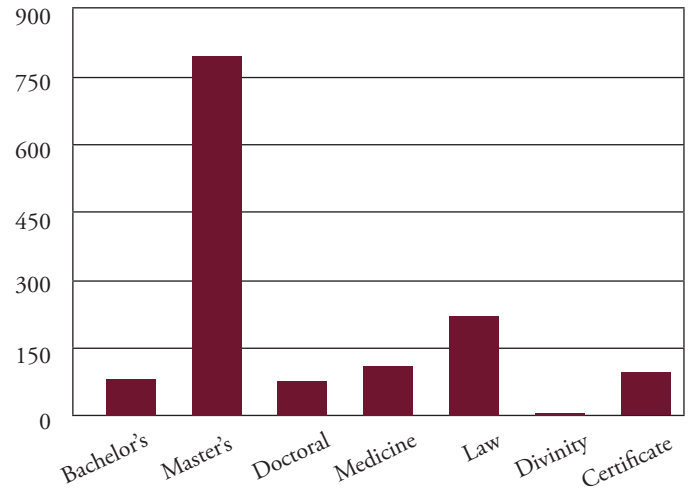
91.9% of graduates participated in on-campus activities, including on-campus employment

Education

An FSU degree prepares FSU graduates for pursuing further education, and data indicate that more than two-thirds of FSU graduates who are pursuing further education received one or more offers of admission by graduation.

	Graduates Pursuing Further Education	Graduates with One or More Admission Offers
Summer 2017	27%	74%
Fall 2017	24%	58%
Spring 2018	30%	77%
TOTAL	28%	73%

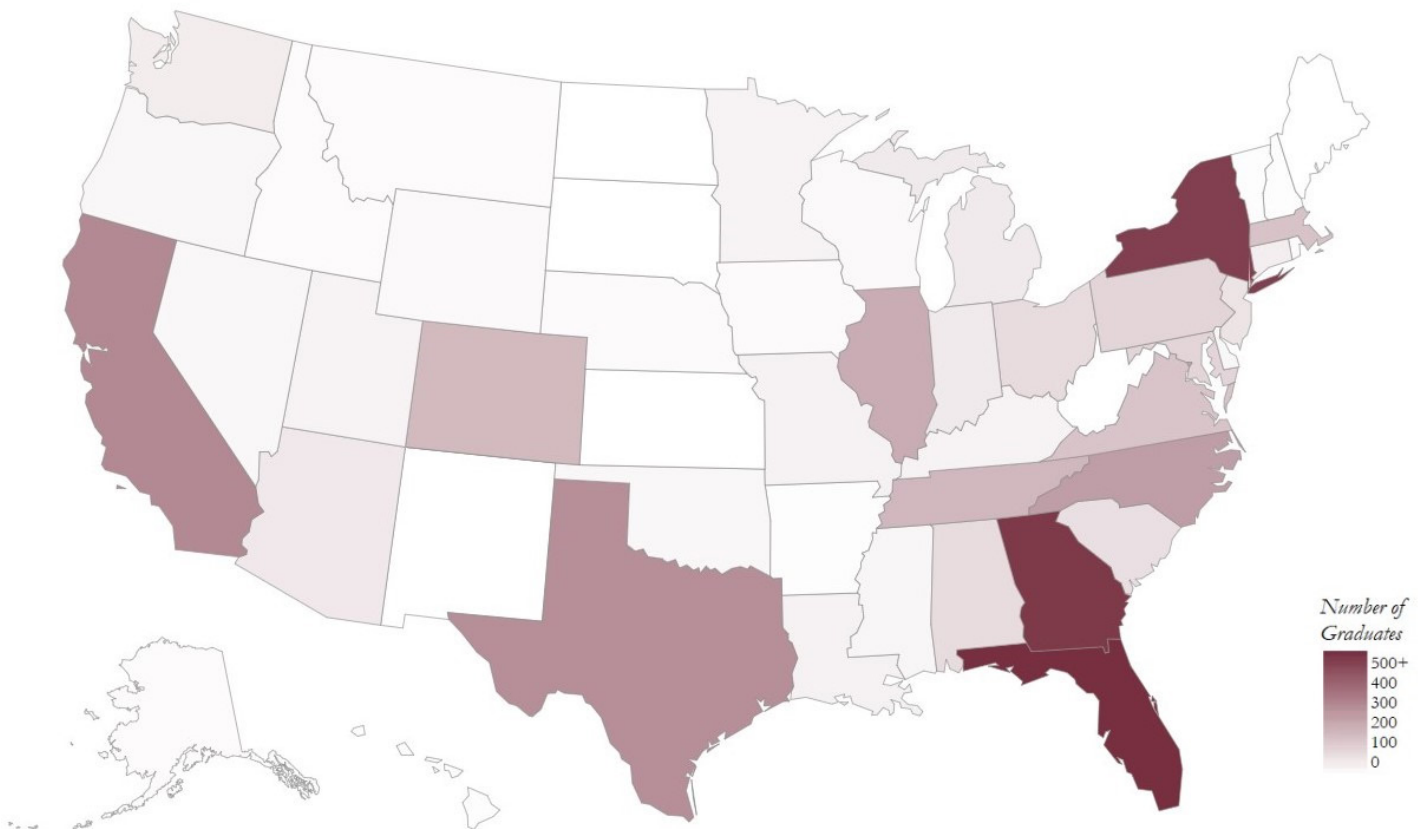
Degrees Pursuing



A Vast Alumni Network

Florida State graduates work and study all over the world, and the latest Noles are following suit. While over 2,800 of FSU's graduates are staying in Florida, members of the class will be living in 35 different countries and 48 states, as well as the District of Columbia.

Graduate Employment and Education by State



For more information, visit career.fsu.edu.